



THINK FIRE SAFETY IN THE KITCHEN!

More accidental fires occur in the kitchen than in any other room, so remember ...

- ✓ Don't wear clothing with loose, floppy sleeves while cooking over the stove.
- ✓ Keep pot handles turned in.
- ✓ Keep a "B" type extinguisher handy, in case of grease fires and be sure you know how to use it.
- ✓ Never leave cooking food unattended.
- ✓ Keep stove tops, ovens, and other cooking areas clean and clear of combustible materials.
- ✓ Make sure small children and pets are safely away from the stove while cooking.

BE ON THE LOOKOUT FOR ELECTRICAL HAZARDS!



Remember, a smoke detector without a good, strong battery is certainly hazardous to your health! Check them often. Also:


- ✓ Keep space heaters safely away from curtains, walls, and flammable materials.
- ✓ Never plug more than one heat appliance in the same outlet.
- ✓ Check electrical outlets and wires for fraying and breakage.
- ✓ Don't run extension cords across door ways or under carpets.



LET'S SUMMARIZE WHAT WE'VE LEARNED!

- ✓ Plan two ways out of every room as routes of escape.
- ✓ Smokers should be especially careful with cigarettes and lighters.
- ✓ Have a safe meeting place outside and practice fire drills in the home.
- ✓ If clothing catches fire, stop, drop and roll!
- ✓ In a smokey room, crawl down low and Go! Go! Go!
- ✓ Think "fire safety" around the stove and other appliances.
- ✓ Install smoke detectors and keep them well maintained.

MUSTER SAYS, "SMOKE DETECTORS SAVE LIVES!"



MUSTER MOUSE



YOUR FIRE SAFETY CHECK LIST




LAFAYETTE FIRE DEPARTMENT

"OUR FAMILY HELPING YOUR FAMILY"




Printed by:
MUSTER MOUSE STUDIOS
P.O. Box 603
Harris, NY 12742-0603
©1998 MMS-ROSS



THIS LIST OF TIPS WILL HELP KEEP YOUR HOME SAFE FROM FIRE!


Do you know what to do if an emergency due to accidental fire occurs in your home? Here are the most important points to keep in mind. Learn each one well! Your safety depends on them.



PLAN TWO WAYS OUT!

Sometimes an escape route may be blocked off by fire or smoke!


- ✓ Have at least two ways out of every room! You must know before hand exactly what your choices are to avoid being trapped!



1

2



IF THE DOOR IS HOT, I'LL USE THE WINDOW!



PEOPLE WHO SMOKE SHOULD BE ESPECIALLY CAREFUL!


- ✓ Keep matches and lighters away from children.
- ✓ Use large, deep ashtrays that won't tip over or spill.
- ✓ Never empty ashtrays in waste baskets without checking for sparks.

ADULTS SHOULD NEVER LEAVE MATCHES, LIGHTERS, OR LIT CIGARETTES UNATTENDED!

KNOW WHERE TO GO!!!

- ✓ Choose a meeting place outside and learn it well!
- ✓ Get out and stay out! Be quick and don't go back inside for any reason 'til it's safe.



...AND WHAT TO DO IF AN EMERGENCY OCCURS!

- ✓ If your clothes catch fire, Stop! Drop! and Roll! over and over to snuff out the flames! Be sure to protect your face and eyes with your hands.
- ✓ Remember, the air is always cooler, cleaner, and safer to breath down near the floor. So, in a smokey, chokey room, get down low and Go! Go! Go! below the fumes.



STOP! DROP! AND ROLL!